



DB SCHENKER | connect spot bookings

(connect 4 land)

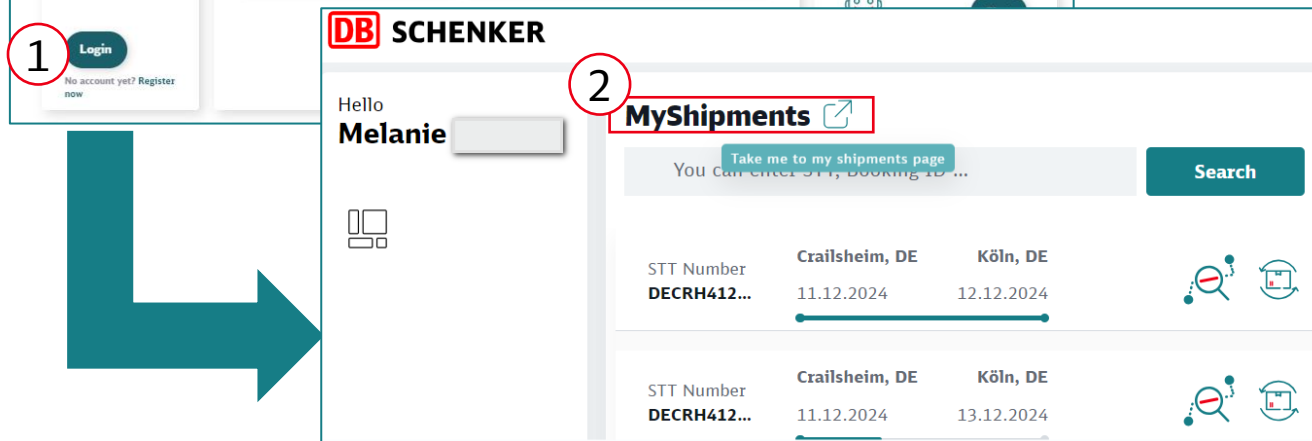
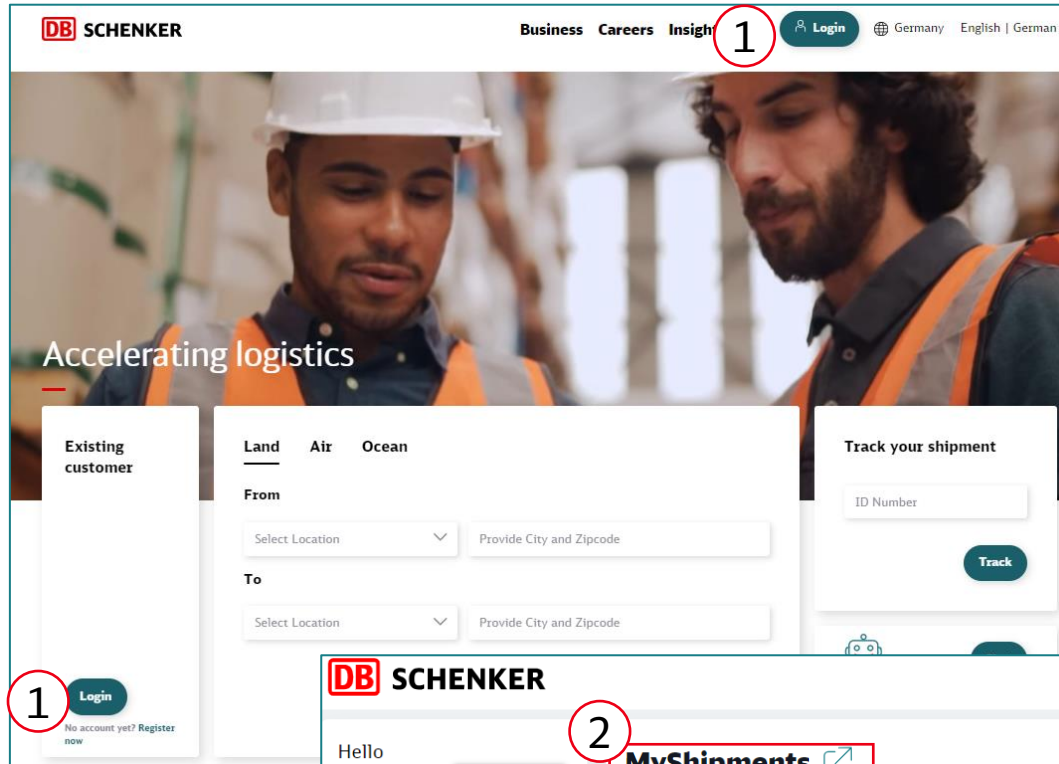
Insurance cancellation process for transport insurance
booked via DB Schenker | connect spot bookings



Frankfurt | Dezember 2024



Transport insurance cancellation - spot bookings (1/2)



- Log in to your [DB Schenker | connect](#) account (1).
- Click on the “take me to my shipments page” icon in the “My shipments” widget on the dashboard (2)

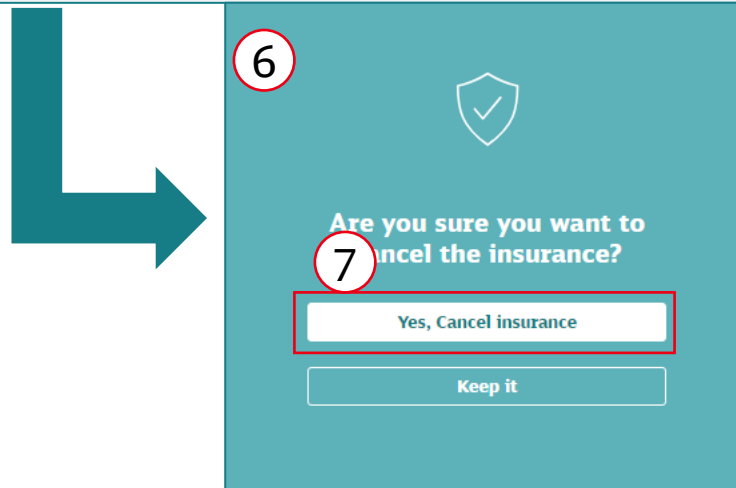
Transport insurance cancellation - spot bookings (2/2)

3

5

4

Booking ID ↓	STT Number	eDesk Name	Transport Mode	Shipment Status	Delivery	Product	Total Weight	Creation Date (UTC)	Pickup Date	Shipment Options
<input checked="" type="checkbox"/>	241211-100449	DECRH412176543				DB SCHENKER system premium	190	11.12.2024 12:22 (UTC)	12.12.2024	insurance value of good
<input type="checkbox"/>	241211-100402	DECRH412176542				DB SCHENKER system premium	120	11.12.2024 11:33 (UTC)	12.12.2024	insurance value of good
<input type="checkbox"/>	241209-100150	DECRH412176541				DB SCHENKER system	1800	09.12.2024 9:07 (UTC)	10.12.2024	delivery date fix day



- You will be forwarded to the “My shipments” overview, where your booked shipments are listed in detail (3).
- Select the shipment for which you would like to cancel the transport insurance (4). **IMPORTANT:** Cancellation of the insurance is only possible until the shipment is collected. After collection, the “Report damage” button is available.
- Click on the “Cancel insurance” button at the top of the bar (5).
- The following window will open (6).
- Confirm that you really want to cancel the insurance (7).
- The transport insurance is canceled.
- You will receive an e-mail confirming that the insurance has been canceled.

Thank you